

!

"#%&!&\$' (!)\$%!*)+!, - . . / 0"!12'!. / " - . (25%7!

C ! :

NOTE: your first time

#\$%&' ' ')(\$*&+!(* , \$% - &)(\$* .! / +0&10!2(10!)30! - 45 6 7!80+ /!9&:0;! 3)) / ; << = = > * & / & 2 & + 0 4 > 0 ' ? < @ A \$?) 5 6 7 < 9 & : 0 ! < - 4 * 2 B 3 0 + / > & 1 / C !


!
!

NOTE you DO NOT KNOW

Step-by-Step Guide: How to register for classes at NVC!

1. Go to [www. apava ey.ed](http://www.apavaey.edu)

2. C c o M NVC Login



!

!

!"


3.

!

!

D!

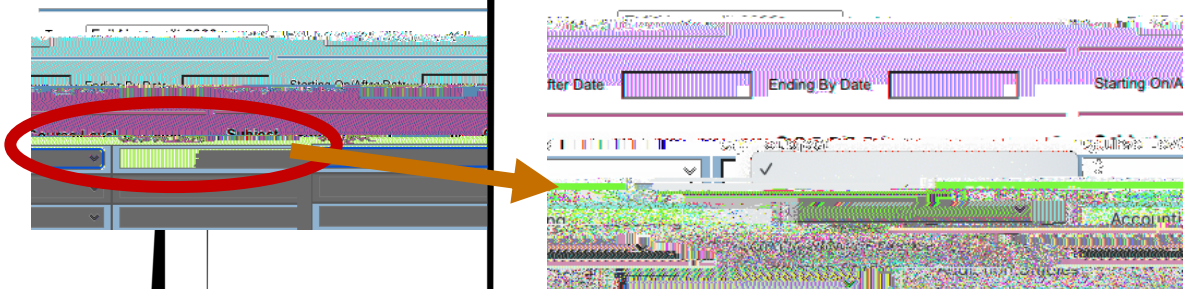
7. Go down a d s c o Search/Registrar der t e Registration sect o



8. Select the Term (semester) and Noncredit



9. For Subject, select ESL-Noncredit



10. Then go to the bottom of the page and click Submit

